


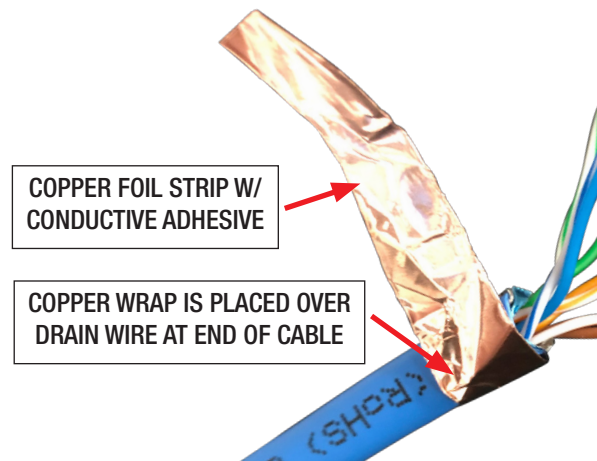
Internal Ground

Use with shielded cable to ensure a good ground. This sheet illustrates the method and placement of the copper foil strip in relationship to the shielded RJ45 connector with an internal ground design.




1

This shielded RJ45 has an internal ground so you want to wrap the drain wire at the end of the cable. This section of the cable will be inserted into the backend of the RJ45.



2

Start your copper foil strip in the same direction as your drain wire and continue to wrap until fully wrapped.



3

Cable is 1/2 way in and needs to be fully inserted. Once seated, it is ready to be terminated.

We Make Connections EZ!™

www.platinumtools.com

©2019 Platinum Tools, Inc. All rights reserved.